


V120 V120-D V125 V125-D

Natural frequency : (1)
13 to 20 Hz



DESCRIPTION

Series of all metal low profile mounts with one or two cushions, working in compression only, permitting high dynamic overloads (using a load distribution plate). Mounts can be fixed to floor.

Made of cups welded on a steel base with one or two stainless steel cushions (inox 18/8).

The steel parts are painted to protect against corrosion.

APPLICATIONS

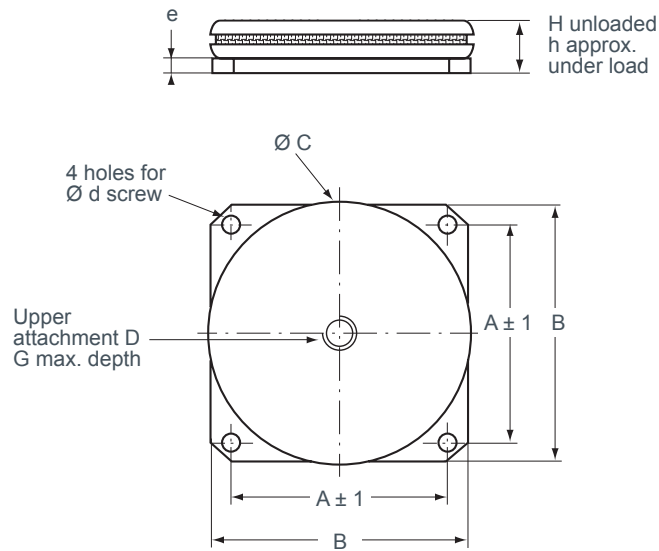
These mounts are designed for :

- suspension of presses;
- suspension of machine-tools which do not need levelling;
- suspension of transformers, diesel engines;
- suspension of rotating machines operating :
 - > 2500 rpm : V120 and V125;
 - > 2000 rpm : V120-D and V125-D.

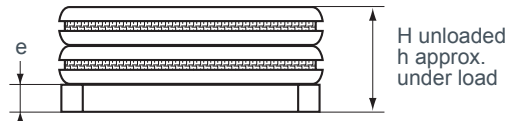
(1) Natural frequencies with max/min loads, see : OPERATING CHARACTERISTICS.

DIMENSIONS

**V120
V125**



**V120-D
V125-D**



Reference	A (mm)	B (mm)	Ø C (mm)	D	G (mm)	H (mm)	b (mm)	Ø d (mm)	e (mm)	h (mm)
V120	114	150	126	M16	28	36	140	12	8	32
V125	138	165	165	M20						
V120-D	114	150	126	M16	50	70	140	12	16	66
V125-D	138	165	165	M20						

OPERATING CHARACTERISTICS

- Maximum permitted excitation at natural frequency of suspension :
 V120 and V125 : ± 0.3 mm;
 V120-D and V125-D : ± 0.4 mm.
- Natural frequencies for this amplitude :
 - Axial { V120 and V125 : 15 to 20 Hz;
 V120-D and V125-D : 13 to 18 Hz.
- Amplification factor at resonance : < 5.
- Operating temperature : - 70°C to + 300°C.

Reference	Static axial load (daN)	Maximum dynamic force in compression (daN)	Weight of mounting (Kg)
V120	120 - 2 500	12 500	2,3
V125	250 - 7 000	22 500	3,5
V120-D	120 - 2 500	12 500	4,5
125-D	250 - 7 000	22 500	7